
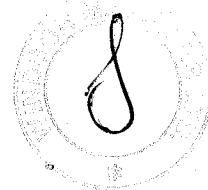


<b>I(a) Statement Shareholding Pattern</b>			
<b>Name of the Company : Windsor Machines Limited</b>			
<b>Script Code: BSE- 522029, NSE- WINDMACHIN</b>		<b>Class of Security: EQUITY</b>	
<b>AS ON : September 30, 2015</b>			
<b>Partly Paid-up shares</b>	<b>No. of Partly Paid-up shares</b>	<b>As a % of total no. of Partly paid-up shares</b>	<b>As a % of total no. of shares of the Company</b>
Held by promoter/Promoter group	0	0	0
Held by public	0	0	0
<b>Total</b>	<b>0</b>	<b>0</b>	<b>0</b>
<b>Outstanding convertible securities</b>	<b>No. of Outstanding securities</b>	<b>As a % of total No. of Outstanding convertible securities</b>	<b>As a % of total No. of shares of the company, assuming full conversion of the convertible securities</b>
Held by promoter/Promoter group	0	0	0
Held by Public	0	0	0
<b>Total</b>	<b>0</b>	<b>0</b>	<b>0</b>
<b>Warrants</b>	<b>No. of Warrants</b>	<b>As a % of total no. of warrants</b>	<b>As a % of total No. of shares of the company, assuming full conversion of the convertible securities</b>
Held by promoter/Promoter group	0	0	0
Held by Public	0	0	0
<b>Total</b>	<b>0</b>	<b>0</b>	<b>0</b>
<b>Total paid-up capital of the company, assuming full conversion of warrants and convertible securities</b>	64931800		



**Windsor Machines Limited**

Category code	Category of Shareholder	Number of Shareholders	Total number of Shares	Number of Shares held in dematerialized form	Total Shareholding as a percentage of total number of shares		Shares pledged (or otherwise encumbered)	
					As a percentage of (A+B) (VI)	As a percentage of (A+B+C) (VII)	Number of shares (VIII)	As a percentage (IX) = (VIII)/(IV)*100
(I)	(II)	(III)	(IV)	(V)	(VI)	(VII)	(VIII)	(IX)
<b>(A)</b>	Shareholding of Promoter and Promoter Group							
[1]	Indian							
	Any Others	0	0	0	0	0	0	0
	Individuals / Hindu Undivided Family	0	0	0	0	0	0	0
	Central Government / State Government(s)	0	0	0	0	0	0	0
	Bodies Corporate	2	37500000	37500000	57.75	57.75	19479539	51.95
	Financial Institutions / Banks	0	0	0	0	0	0	0
	Any Other (Specify)	0	0	0	0	0	0	0
	<b>Sub Total</b>	<b>2</b>	<b>37500000</b>	<b>37500000</b>	<b>57.75</b>	<b>57.75</b>	<b>19479539</b>	<b>51.95</b>
[2]	Foreign							
	Individuals (Non-Resident Individuals / Foreign)	0	0	0	0	0	0	0
	Bodies Corporate	0	0	0	0	0	0	0
	Financial Institutions / Banks	0	0	0	0	0	0	0
	<b>Sub Total</b>	<b>0</b>	<b>0</b>	<b>0</b>	<b>0</b>	<b>0</b>	<b>0</b>	<b>0</b>
	<b>Total (A)</b>	<b>2</b>	<b>37500000</b>	<b>37500000</b>	<b>57.75</b>	<b>57.75</b>	<b>19479539</b>	<b>51.95</b>
<b>(B)</b>	Public Shareholding							
[1]	Institutions							
	Mutual Funds / UTI	9	16066	9066	0.02	0.02	0	0
	Financial Institutions / Banks	15	80002	63000	0.12	0.12	0	0
	Central Government / State	0	0	0	0	0	0	0
	Venture Capital Funds	0	0	0	0	0	0	0
	Insurance Companies	0	0	0	0	0	0	0
	Foreign Institutional Investors	3	9600	0	0.01	0.01	0	0
	Foreign Venture Capital	0	0	0	0	0	0	0
	Qualified Fore. Investor-	0	0	0	0	0	0	0
	Qualified Fore. Investor-Ind	0	0	0	0	0	0	0
	<b>Sub Total</b>	<b>27</b>	<b>105668</b>	<b>72066</b>	<b>0.16</b>	<b>0.16</b>	<b>0</b>	<b>0</b>
[2]	Non-Institutions							
	Bodies Corporate	235	9825030	9171635	15.13	15.13	5000	0.05
	Individual shareholders holding nominal share capital upto ₹ 1 lakh.	11464	7984575	6360246	12.3	12.3	1390	0.02
	Individual shareholders holding nominal share capital in excess of ₹ 1 lakh	20	2706612	2706612	4.17	4.17	0	0
	Qualified Fore. Investor-Corporate	0	0	0	0	0	0	0
	Qualified Fore. Investor-Ind	0	0	0	0	0	0	0
	Clearing Member	65	106692	106692	0.16	0.16	6778	6.35
	Foreign Portfolio Investor (Corporate)	0	0	0	0	0	0	0
	Foreign Portfolio Investor (Individual)	0	0	0	0	0	0	0
	Market Maker	0	0	0	0	0	0	0
	Office Bearers	0	0	0	0	0	0	0
	Foreign Nationals	0	0	0	0	0	0	0
	Non Resident Indians (Repat)	49	6000750	5999050	9.24	9.24	0	0
	Non Resident Indians (Non	21	108399	108399	0.17	0.17	0	0
	Foreign Companies	0	0	0	0	0	0	0
	Overseas Bodies Corporates	4	410	0	0	0	0	0
	Directors / Relatives	0	0	0	0	0	0	0
	Group Companies	0	0	0	0	0	0	0



**Windsor Machines Limited**


Category code	Category of Shareholder	Number of Shareholders	Total number of Shares	Number of Shares held in dematerialized form	Total Shareholding as a percentage of total number of shares		Shares pledged (or otherwise encumbered)	
					As a percentage of (A+B) (VI)	As a percentage of (A+B+C) (VII)	Number of shares (VIII)	As a percentage (IX) = (VIII)/(IV)*100
(I)	(II)	(III)	(IV)	(V)	(VI)	(VII)	(VIII)	(IX)
	Govt. Nominees	0	0	0	0	0	0	0
	Notified Persons	0	0	0	0	0	0	0
	Other Shroff Companies	0	0	0	0	0	0	0
	Other Shroff Family	0	0	0	0	0	0	0
	Other Shroff Family [NRI]	0	0	0	0	0	0	0
	<b>Subsidiary Companies</b>	<b>0</b>	<b>0</b>	<b>0</b>	<b>0</b>	<b>0</b>	<b>0</b>	<b>0</b>
	Shroff Pledge	0	0	0	0	0	0	0
	Foreign Directors	0	0	0	0	0	0	0
	Partnership Firm	0	0	0	0	0	0	0
	Proprietary Firm	0	0	0	0	0	0	0
	Other Directors	0	0	0	0	0	0	0
	Escrow Account	0	0	0	0	0	0	0
	Forefieted Shares	0	0	0	0	0	0	0
	Freinds & Associates	0	0	0	0	0	0	0
	Holding Company	0	0	0	0	0	0	0
	Hindu Undivided Family	240	593064	592854	0.91	0.91	0	0
	Trusts	1	600	600	0	0	0	0
	<b>Sub Total</b>	<b>12099</b>	<b>27326132</b>	<b>25046088</b>	<b>42.08</b>	<b>42.08</b>	<b>13168</b>	<b>0.05</b>
	<b>Total (B)</b>	<b>12126</b>	<b>27431800</b>	<b>25118154</b>	<b>42.25</b>	<b>42.25</b>	<b>13168</b>	<b>0.05</b>
	<b>Total (A)+(B)</b>	<b>12128</b>	<b>64931800</b>	<b>62618154</b>	<b>100</b>	<b>100</b>	<b>19492707</b>	<b>30.02</b>
(C)	Shares held by custodians and against which depository receipts have been issued							
[1]	Promoter and Promoter Group	0	0	0	0	0	0	0
	<b>Sub Total</b>	<b>0</b>	<b>0</b>	<b>0</b>	<b>0</b>	<b>0</b>	<b>0</b>	<b>0</b>
	<b>Total (C)</b>	<b>0</b>	<b>0</b>	<b>0</b>	<b>0</b>	<b>0</b>	<b>0</b>	<b>0</b>
	<b>Total (A)+(B)+(C)</b>	<b>12128</b>	<b>64931800</b>	<b>62618154</b>	<b>100</b>	<b>100</b>	<b>19492707</b>	<b>30.02</b>
	<b>Total (A)+(B)</b>	<b>0</b>	<b>0</b>	<b>0</b>	<b>0</b>	<b>0</b>	<b>0</b>	<b>0</b>
[2]	Public	0	0	0	0	0	0	0



**Windor Machines Limited**

**(i)(b) STATEMENT SHOWING HOLDING OF SECURITIES (INCLUDING SHARES, WARRANTS, WARRANTS, CONVERTIBLE SECURITIES) OF PERSONS BELONGING TO THE CATEGORY 'PROMOTER AND PROMOTER GROUP'**

Sr. No.	NAME OF THE SHAREHOLDER	NO. OF SHARES HELD	TOTAL SHARES HELD AS a % of GRAND TOTAL (A)+(B)+(C)	ENCUMBERED SHARES No.	ENCUMBERED SHARES AS A PERCENTAGE (VI)=(V)/(III)*100	ENCUMBERED SHARES AS A % OF GRAND TOTAL (A)+(B)+(C) OF SUB-CLAUSE (I)(a)	PAN	Number of warrants held	As a % total number of warrants of the same class	Number of convertible securities held	As a % total number of convertible securities of the same class	Total shares (including underlying shares assuming full conversion of warrants and convertible securities) as a % of diluted share capital
(I)	(II)	(III)	(IV)	(V)	(VI)=(V)/(III)*100	(VII)		(VIII)	(IX)	(X)	(XI)	(XII)
1	CASTLE EQUIPMENTS PRIVATE LIMITED	35000000	53.9027	19479539	55.6558	30	AADCC6833H					
2	GHODBUNDER DEVELOPERS PRIVATE LIMITED	25000000	3.8502	0	0	0	AADCG4870A					
<b>Total :</b>		<b>37500000</b>	<b>57.7529</b>	<b>19479539</b>	<b>51.9454</b>	<b>30</b>						



**Windsor Machines Limited**


**(I)(C)(i) STATEMENT SHOWING HOLDING OF SECURITIES (INCLUDING SHARES, WARRANTS, CONVERTIBLE SECURITIES) OF PERSONS BELONGING TO THE CATEGORY 'PUBLIC' AND HOLDING MORE THAN 1% OF THE TOTAL NUMBER OF SHARES**

SR. NO.	NAME(S) OF THE SHAREHOLDER	NUMBER OF SHARES HELD	SHARES AS A PERCENTAGE OF TOTAL NUMBER OF SHARES (i.e. GRAND TOTAL (A)+(B)+(C) INDICATED IN STATEMENT AT PARA (I)(a) ABOVE }	PAN	NUMBER OF WARRANTS HELD	AS A % TOTAL NUMBER OF WARRANTS OF THE SAME CLASS	NUMBER OF CONVERTIBLE SECURITIES HELD	% W. R. T TOTAL NUMBER OF CONVERTIBLE SECURITIES OF THE SAME CLASS	TOTAL SHARES (INCLUDING UNDERLYING SHARES ASSUMING FULL CONVERSION OF WARRANTS AND CONVERTIBLE SECURITIES) AS A % OF DILUTED SHARE CAPITAL
1	VANDANA RAMESH SITLANI	5899748	9.0861	BGOPS1750E					
2	VIBHUTI INVESTMENTS COMPANY LTD	3178331	4.8949	AAACV1258N					
3	D G P SECURITIES LIMITED	1805000	2.7798	AABCS4946F					
4	EDUMATRIX SERVICES (INDIA) PVT. LTD.	1491475	2.297	AADCMD0498A					
	<b>Total :</b>	<b>12374554</b>	<b>19.0578</b>						



**Windsor Machines Limited**

(1)(c)(i) STATEMENT SHOWING HOLDING OF SECURITIES (INCLUDING SHARES, WARRANTS, CONVERTIBLE SECURITIES) OF PERSONS (TOGETHER WITH PAC) BELONGING TO THE CATEGORY 'PUBLIC AND HOLDING MORE THAN 5% OF THE TOTAL NUMBER OF SHARES OF THE COMPANY									
SR. NO.	NAME(S) OF THE SHAREHOLDERS) AND THE PERSONS ACTING IN CONCERT(PAC) WITH THEM	NUMBER OF SHARES	SHARES AS A PERCENTAGE OF TOTAL NUMBER OF SHARES (i.e. GRAND TOTAL (A)+(B)+(C) INDICATED IN STATEMENT AT PARA (1)(a) ABOVE )	PAN	NUMBER OF WARRANTS HELD	AS A % TOTAL NUMBER OF WARRANTS OF THE SAME CLASS	NUMBER OF CONVERTIBLE SECURITIES HELD	% W. R. T TOTAL NUMBER OF CONVERTIBLE SECURITIES OF THE SAME CLASS	TOTAL SHARES (INCLUDING UNDERLYING SHARES ASSUMING FULL CONVERSION OF WARRANTS AND CONVERTIBLE SECURITIES) AS A % OF DILUTED SHARE CAPITAL
1	VANDANA RAMESH SITLANI	5899748	9.0861	BGOP51750E					
	<b>Total :</b>	5899748	9.0861						





**Windsor Machines Limited**

**II (a) STATEMENT SHOWING DETAILS OF DEPOSITORY RECEIPTS(DRS)**

Sr.No.	NAME OF THE DR HOLDER	NUMBER OF SHARES UNDERLYING OUTSTANDING DRS	SHARES UNDERLYING OUTSTANDING DRS AS A PERCENTAGE OF TOTAL NUMBER OF SHARES (i.e., GRAND TOTAL (A)+(B)+(C) INDICATED IN STATEMENT AT PARA(I)(a)ABOVE )
	Total :	0	0





**Windsor Machines Limited**

**II (b) STATEMENT SHOWING HOLDING OF DEPOSITORY RECEIPTS (DRs) WHERE UNDERLYING SHARES ARE IN EXCESS OF 1% OF THE TOTAL NUMBER OF SHARES**

Sr. No.	NAME OF THE DR HOLDER	TYPE OF OUTSTANDING DR (ADRS, GDRs, SDRs, etc.)	NUMBER OF SHARES UNDERLYING	SHARES UNDERLYING OUTSTANDING DRs AS A PERCENTAGE OF TOTAL NUMBER OF SHARES <sup>1</sup> e, GRAND TOTAL (A)+(B)+(C) INDICATED IN STATEMENT
			0	0
	<b>Total :</b>		0	0

