



(I) (a) Statement showing Shareholding Pattern

Name of the Company: WINDSOR MACHINES LIMITED			
Scrip Code : 522029, Name of the scrip : Windmachin, class of security: Equity Shares			
Quarter ended: 30 th June, 2012			
Partly paid-up shares:-	No. of partly paid-up shares	As a % of total no. of partly paid-up shares	As a % of total no. of shares of the company
Held by Promoter / Promoter Group	0	0.0000	0.0000
Held by public	0	0.0000	0.0000
Total	0	0.0000	0.0000
Outstanding convertible securities:-	No. of outstanding securities	As a % of total No. of outstanding convertible securities	As a % of total no. of shares of the company, assuming full conversion of the convertible securities
Held by Promoter / Promoter Group	0	0.0000	0.0000
Held by public	0	0.0000	0.0000
Total	0	0.0000	0.0000
Warrants:-	No. of warrants	As a % of total no. of warrants	As a % of total no. of shares of the company, assuming full conversion of warrants
Held by Promoter / Promoter Group	0	0.0000	0.0000
Held by public	0	0.0000	0.0000
Total	0	0.0000	0.0000
Total paid-up capital of the company assuming full conversion of warrants			64931800




Category Code	Category of shareholder	Number of shareholders	Total number of shares	Number of shares held in dematerialised form	Total shareholding as a percentage of total number of shares		Shares pledged or otherwise encumbered	
					As a percentage of (A+B)	As a percentage of (A+B+C)	Number of shares	As a percentage (IX) = (VIII)/(IV)*100
(I)	(II)	(III)	(IV)	(V)	(VI)	(VII)	(VIII)	(IX)
(A)	Promoter and Promoter Group							
1	Indian							
(a)	Individuals/Hindu Undivided Family							
(b)	Central Government/State Government(s)	0	0	0				
(c)	Bodies Corporate	4	42661960	42661960	65.7027	65.7027	19479539	45.6602
(d)	Financial Institutions / Banks	0	0	0				
(e)	Any Other (specify)	0	0	0				
	Sub Total (A)(1)	4	42661960	42661960	65.7027	65.7027	19479539	45.6602
2	Foreign							
(a)	Individuals (Non-Resident Individuals/Foreign Individuals)	0	0	0				
(b)	Bodies Corporate	0	0	0				
(c)	Institutions	0	0	0				
(d)	Qualified Foreign Investors	0	0	0				
(e)	Any Other (specify)	0	0	0				
	Sub Total (A)(2)	0	0	0				
	Total Shareholding of Promoter and Promoter Group (A)=(A)(1)+(A)(2)	4	42661960	42661960	65.7027	65.7027	19479539	45.6602
(B)	Public shareholding							
1	Institutions							
(a)	Mutual Funds/UTI	9	16066	9066	0.0247	0.0247	-	-
(b)	Financial Institutions / Banks	15	80002	63000	0.1232	0.1232	-	-
(c)	Central Government/State Government(s)	0	0				-	-
(d)	Venture Capital Funds	0	0				-	-
(e)	Insurance Companies	0	0				-	-
(f)	Foreign Institutional Investors	3	9600	0	0.0148	0.0148	-	-
(g)	Foreign Venture Capital Investors	0	0				-	-
(h)	Qualified Foreign Investors	0	0				-	-
(I)	Any Other (specify)	0	0				-	-
	Sub Total (B) (1)	27	105668	72066	0.1627	0.1627		


2	Non-institutions							
(a)	Bodies Corporate	286	3966481	3313086	6.1087	6.1087	-	-
(b) (i)	Individuals - shareholders holding nominal share capital up to Rs 1 Lakh	13019	9946947	8067918	15.3191	15.3191	-	-
(ii)	Individual shareholders holding nominal share capital in excess of Rs. 1 Lakh	19	1929917	1929917	2.9722	2.9722	-	-
(c)	Qualified Foreign Investors	0	0	0			-	-
(d)	Any Other						-	-
i	Non Resident Indians (Repat)	56	6009076	107628	9.2544	9.2544	-	-
ii	Non Resident Indians (Non Repat)	20	134183	134183	0.2067	0.2067	-	-
iii	Overseas Bodies Corporates	4	410	0	0.0006	0.0006	-	-
iv	Clearing Member	59	95981	95981	0.1478	0.1478	-	-
v	Hindu Undivided Family	52	80177	80177	0.1235	0.1235	-	-
vi	Trusts	2	1000	1000	0.0015	0.0015	-	-
	Sub Total (B)(2)	13517	22164172	13729890	34.1345	34.1345	-	-
	Total Public Shareholding Public Group (B)=(B)(1)+(B)(2)	13544	22269840	13801956	34.2973	34.2973	NA	NA
	Total (A)+(B)	13548	64931800	56463916	100.0000	100.0000		
(C)	Shares held by custodians and against which Depository Receipts have been issued							
i	Promoter and Promoter group	0	0	0			0	0
ii	Public	0	0	0			0	0
	Sub Total (C)	0	0	0	0	0	0	0
	GRAND TOTAL (A)+(B)+(C)	13548	64931800	56463916	100.0000	100.0000	19479539	30.0000



Statement showing holding of securities (including shares, warrants, convertible securities) of persons belonging to the category "Promoter and Promoter Group"											
Sr. No.	Name of the shareholder	Details of Shares held		Encumbered shares			Details of warrants		Details of convertible securities		Total shares (including underlying shares assuming full conversion of warrants and convertible securities) as a % of diluted share capital
		Number of shares held	As a % of grand total (A)+(B)+(C)	No.	As a percent age	As a % of grand total (A)+(B)+(C) of sub-clause (I)(a)	Number of warrants held	As a % total number of warrants of the same class	Number of convertible securities held	As a % total number of convertible securities of the same class	
(I)	(II)	(III)	(IV)	(V)	(VI)= $\frac{V}{(III)} * 100$	(VII)	(VIII)	(IX)	(X)	(XI)	(XII)
1	CASTLE EQUIPMENTS PRIVATE LIMITED	35000000	53.9027	19479539	55.66	30.00					
2	V.I.P. INDUSTRIES LTD	4560760	7.0239	0	0.00	0.00					
3	GHODBUNDER DEVELOPERS PRIVATE LIMITED	2500000	3.8502	0	0.00	0.00					
4	VIBHUTI INVESTMENTS	601200	0.9259	0	0.00	0.00					
	TOTAL	42661960	65.7027	19479539	45.66	30.00					



Statement showing holding of securities (including shares, warrants, convertible securities) of persons belonging to the category "Public" and holding more than 1% of the total number of shares								
Sr. No.	Name of the shareholder	Number of shares held	Shares as a percentage of total number of shares i.e., Grand Total (A)+(B)+(C) indicated in Statement at para (I)(a) above}	Details of warrants		Details of convertible		Total shares (including underlying shares assuming full conversion of warrants and convertible securities) as a % of diluted share capital
				Number of warrants held	As a % total number of warrants of the same class	Number of convertible securities held	% w.r.t total number of convertible securities of the same class	
1	VANDANA RAMESH SITLANI	5899748	9.09					
2	BRESCON CORPORATE ADVISORS LTD	1360000	2.09					
	TOTAL	7259748	11.18					



Statement showing holding of securities (including shares, warrants, convertible securities) of persons (together with (I)(c)(ii) PAC) belonging to the category "Public" and holding more than 5% of the total number of shares of the company								
Sr. No.	Name(s) of the shareholder(s) and the Persons Acting in Concert (PAC) with them	Number of shares	Shares as a percentage of total number of shares [i.e., Grand Total (A)+(B)+(C) indicated in Statement at para (I)(a) above]	Details of warrants		Details of convertible		Total shares (including underlying shares assuming full conversion of warrants and convertible securities) as a % of diluted share capital
				Number of warrants	As a % total number of warrants of the same class	Number of convertible securities held	% w.r.t total number of convertible securities of the same class	
1	VANDANA RAMESH SITLANI	5899748	9.09					
	TOTAL	5899748	9.09					



(I)(d) Statement showing details of locked-in shares					
Sr. No.	Name of the shareholder	Number of Locked in Shares	Locked-in shares as a percentage of total number of shares {i.e., Grand Total (A)+(B)+(C) indicated in Statement at para (I)(a) above}		
1	CASTLE EQUIPMENTS PRIVATE LIMITED	11866736	18.28		
2	GHODBUNDER DEVELOPERS PRIVATE LIMITED	847624	1.31		
3	BRESCON CORPORATE ADVISORS LTD	1360000	2.09		
TOTAL		14074360	21.68		



(II)(a) Statement showing details of Depository Receipts (DRs)				
Sr. No.	Type of outstanding DR (ADRs, GDRs, SDRs, etc.)	Number of outstanding DRs	Number of shares underlying outstanding DRs	Shares underlying outstanding DRs as a percentage of total number of shares [i.e., Grand Total (A)+(B)+(C) indicated in Statement at para (I)(a) above]
1	NIL	NIL	NIL	NIL
	TOTAL	NIL	NIL	NIL



(II) (b) Statement showing holding of Depository Receipts (DRs), where underlying shares held by "Promoter/ Promoter Group" are in excess of 1% of the total number of shares

Sr. No.	Name of the DR Holder	Type of outstanding DR (ADRs, GDRs, SDRs, etc.)	Number of shares underlying outstanding DRs	Shares underlying outstanding DRs as a percentage of total number of shares {i.e., Grand Total (A)+(B)+(C) indicated in Statement at para (I)(a) above}
1	NIL	NIL	NIL	NIL
TOTAL		NIL	NIL	NIL

