


**Shareholding Pattern under Regulation 31 of SEBI (Listing Obligations and Disclosure Requirements) Regulations, 2015**

1	Name of Listed Entity: Windsor Machines Limited
2	Scrip Code/Name of Scrip/Class of Security: 522029
3	Share Holding Pattern Filed under: Reg. 31(1)(b) for the Quarter ending December 2015.
	a. If under 31(1)(b) then indicate the report for Quarter ending
	b. If under 31(1)(c) then indicate date of allotment/extinguishment
4	Declaration: The Listed entity is required to submit the following declaration to the extent of submission of information:-

Particulars	Yes*	No*
1 Whether the Listed Entity has issued any partly paid up shares?		No
2 Whether the Listed Entity has issued any Convertible Securities or Warrants?		No
3 Whether the Listed Entity has any shares against which depository receipts are issued?		No
4 Whether the Listed Entity has any shares in locked-in?		No
5 Whether any shares held by promoters are pledge or otherwise encumbered?	Yes	

\* If the Listed Entity selects the option 'No' for the questions above, the columns for the partly paid up shares, Outstanding Convertible Securities/Warrants, depository receipts, locked-in shares, No of shares pledged or otherwise encumbered by promoters, as applicable, shall not be displayed at the time of dissemination on the Stock Exchange website. Also wherever there is 'No' declared by Listed Entity in above table the values will be considered as 'Zero' by default on submission of the format of holding of specified securities.



**Windsor Machines Limited**

**Table I - Summary Statement holding of specified securities**

Category	Category of shareholder	Number of shareholders	No. of fully paid up equity shares held	No. of partly paid-up equity shares held	No. of shares underlying Depository Receipts	Total nos. shares held (VII) = (IV)+(V)+(VI)	Shareholding as a % of total no. of shares (calculated as per SCRR, 1957)	Number of Voting Rights held in each class of securities			No. of Shares Underlying Outstanding convertible securities (including Warrants)	Shareholding, as a % assuming full conversion of convertible securities (as a percentage of diluted share capital)	Number of Locked in shares		Number of Shares pledged or otherwise encumbered		Number of equity shares held in dematerialised form
								No of Voting Rights		As a % of total Shares held(b)			No. (a)	As a % of total Shares held(b)	No. (a)	As a % of total Shares held(b)	
								Class eg: X	Class eg: Y								
(I)	(II)	(III)	(IV)	(V)	(VI)	(VII) = (IV)+(V)+(VI)	(VIII) As a % of (A+B+C2)	(IX)	(X)	(XI) = (VII)+(X)	(XII)	(XIII)	(XIV)				
(A)	Promoter & Promoter Group	2	37500000	0	0	37500000	57.7529	0	0	0.0000	0	0.0000	19479539	51.9454	37500000		
(B)	Public	13502	27431800	0	0	27431800	42.2471	0	0	0.0000	0	0.0000	0	0.0000	25127476		
(C)	Non Promoter - Non Public					0		0	0	0.0000	0	0.0000	0	0.0000	0		
(C1)	Shares Underlying DRs	0	0	0	0	0	0.0000	0	0	0.0000	0	0.0000	0	0.0000	0		
(C2)	Shares Held By Employee Trust	0	0	0	0	0	0.0000	0	0	0.0000	0	0.0000	0	0.0000	0		
	<b>Total</b>	<b>13504</b>	<b>64931800</b>	<b>0</b>	<b>0</b>	<b>64931800</b>	<b>100.0000</b>	<b>0</b>	<b>0</b>	<b>0.0000</b>	<b>0</b>	<b>0.0000</b>	<b>19479539</b>	<b>51.9454</b>	<b>62627476</b>		



**Windsor Machines Limited**


**Table II - Statement showing shareholding pattern of the Promoter and Promoter Group**

Category	Category & Name of shareholders	PAN	Nos. of shareholders	No. of fully paid up equity shares held	No. of Partly paid-up equity shares held	No. of shares underlying Depository Receipts	Total nos. shares held (IV)+(V)+(VI)	Shareholding as a % of total no. of shares (calculated as per SCRR, 1957)	Number of Voting Rights held in each class of securities			No. of Shares Underlying convertible securities (including Warrants)	Shareholding, as a % assuming full conversion of convertible securities (as a percentage of diluted share capital)	Number of Locked in shares		Number of Shares pledged or otherwise encumbered		Number of equity shares held in dematerialised form		
									No of Voting Rights		Total as a % of (A+B+C)			No. (a)	As a % of total Shares held(b)	No. (a)	As a % of total Shares held(b)			
									Class eg: X	Class eg: Y									(IX)	(X)
1	Indian																			
	Individuals / Hindu Undivided Family																			
(a)	Central Government / State Government(s)																			
(b)	Financial Institutions / Banks																			
(c)	Any Other (Specify)																			
(d)	Bodies Corporate																			
	Castle Equipments Private Limited	AADCC6833H	1	35000000	0	0	35000000	53.9027	0	0	0	0	0.0000	0	0.0000	0	0.0000	0	0.0000	35000000
	Ghodbunder Developers Private Limited	AADCG4870A	1	25000000	0	0	25000000	3.8502	0	0	0	0	0.0000	0	0.0000	0	0.0000	0	0.0000	25000000
	Sub Total (A)(1)		2	37500000	0	0	37500000	57.7529	0	0	0	0	0.0000	0	0.0000	0	0.0000	0	0.0000	37500000
2	Foreign																			
	Individuals (Non-Resident Individuals / Foreign Individuals)																			
(a)	Individuals																			
(b)	Government																			
(c)	Institutions																			
(d)	Foreign Portfolio Investor																			
(e)	Any Other (Specify)																			
	Sub Total (A)(2)																			
	Total Shareholding Of Promoter And Promoter Group (A)= (A)(1)+(A)(2)		2	37500000	0	0	37500000	57.7529	0	0	0	0	0.0000	0	0.0000	0	0.0000	0	0.0000	37500000

Details of Shares which remain unclaimed may be given hear along with details such as number of shareholders, outstanding shares held in demat/unclaimed suspense account, voting rights which are frozen etc.

Note:


- (1) PAN would not be displayed on website of Stock Exchange(s)
- (2) The term 'Encumbrance' has the same meaning as assigned under regulation 28(3) of SEBI (Substantial Acquisition of Shares and Takeovers) Regulations, 2011.



**Windsor Machines Limited**

**Table III - Statement showing shareholding pattern of the Public shareholder**

Category	Category & Name of shareholders	PAN	Nos. of shareholders	No. of fully paid up equity shares held	No. of Partly paid-up equity shares held	No. of shares underlying Depository Receipts	Total nos. shares held (VII) = (IV)+(V)+(VI)	Shareholding as a % of total no. of shares (calculated as per SCRR, 1957)	Number of Voting Rights held in each class of securities			No. of Shares Underlying convertible securities (including Warrants)	Shareholding as a % assuming full conversion of convertible securities (as a percentage of diluted share capital)	Number of Locked in shares		Number of Shares pledged or otherwise encumbered		Number of equity shares held in dematerialised form		
									No of Voting Rights					As a % of total Shares held (b)	No. (a)	As a % of total Shares held (b)	No. (a)		As a % of total Shares held (b)	
									Class eg: X	Class eg: Y	Total									Total as a % of (A+B+C)
(i)	(ii)	(iii)	(iv)	(v)	(vi)	(vii) = (iv)+(v)+(vi)	(viii) As a % of (A+B+C+Z)	(ix)	(x)	(xi) = (vii)+(x)	(xii) As a % of (A+B+C+Z)	(xiii)	(xiv)							
1	Institutions																			
(a)	Mutual Fund		9	16066	0	0	16066	0.0247	0	0	0	0.0000	0	0.0000	0	0.0000	0	0.0000	9066	
(b)	Venture Capital Funds		0	0	0	0	0	0.0000	0	0	0	0.0000	0	0.0000	0	0.0000	0	0.0000	0	
(c)	Alternate Investment Funds		0	0	0	0	0	0.0000	0	0	0	0.0000	0	0.0000	0	0.0000	0	0.0000	0	
(d)	Foreign Venture Capital Investors		0	0	0	0	0	0.0000	0	0	0	0.0000	0	0.0000	0	0.0000	0	0.0000	0	
(e)	Foreign Portfolio Investor		0	0	0	0	0	0.0000	0	0	0	0.0000	0	0.0000	0	0.0000	0	0.0000	0	
(f)	Financial Institutions / Banks		14	79402	0	0	79402	0.1223	0	0	0	0.0000	0	0.0000	0	0.0000	0	0.0000	62400	
(g)	Insurance Companies		0	0	0	0	0	0.0000	0	0	0	0.0000	0	0.0000	0	0.0000	0	0.0000	0	
(h)	Provident Funds/ Pension Funds		0	0	0	0	0	0.0000	0	0	0	0.0000	0	0.0000	0	0.0000	0	0.0000	0	
(i)	Funds		4	10200	0	0	10200	0.0157	0	0	0	0.0000	0	0.0000	0	0.0000	0	0.0000	600	
(j)	Any Other (Specify)		1	600	0	0	600	0.0009	0	0	0	0.0000	0	0.0000	0	0.0000	0	0.0000	600	
	Foreign Bank																			
	Foreign Institutional Investors		3	9600	0	0	9600	0.0148	0	0	0	0.0000	0	0.0000	0	0.0000	0	0.0000	0	
	Sub Total (B)(1)		27	105668	0	0	105668	0.1627	0	0	0	0.0000	0	0.0000	0	0.0000	0	0.0000	72066	
2	Central Government/ State Government(s)/ President of India																			
	Sub Total (B)(2)		0	0	0	0	0	0.0000	0	0	0	0.0000	0	0.0000	0	0.0000	0	0.0000	0	
3	Non-Institutions																			
(a)	Individuals																			
	i. Individual shareholders holding nominal share capital up to Rs. 2 lakhs.		12638	8701355	0	0	8701355	13.4008	0	0	0	0.0000	0	0.0000	0	0.0000	0	0.0000	7086348	
	ii. Individual shareholders holding nominal share capital in excess of Rs. 2 lakhs.		8	1640016	0	0	1640016	2.5258	0	0	0	0.0000	0	0.0000	0	0.0000	0	0.0000	1640016	
(b)	NBFCs registered with RBI		0	0	0	0	0	0.0000	0	0	0	0.0000	0	0.0000	0	0.0000	0	0.0000	0	
(c)	Employee Trusts		0	0	0	0	0	0.0000	0	0	0	0.0000	0	0.0000	0	0.0000	0	0.0000	0	
(d)	Overseas Depositories(holding DRs) (balancing figure)		0	0	0	0	0	0.0000	0	0	0	0.0000	0	0.0000	0	0.0000	0	0.0000	0	



**Windsor Machines Limited**  
Table III - Statement showing shareholding pattern of the Public shareholder

Category	Category & Name of shareholders	PAN	Nos. of shareholder	No. of fully paid up equity shares held	No. of Partly paid-up equity shares held	No. of shares underlying Depository Receipts	Total nos. shares held	Shareholding as a % of total no. of shares (calculated as per SCRR, 1957)	Number of Voting Rights held in each class of securities			No. of Shares Underlying Outstanding convertible securities (including Warrants)	Shareholding, as a % assuming full conversion of convertible securities (as a percentage of diluted share capital)	Number of Locked in shares		Number of Shares pledged or otherwise encumbered		Number of equity shares held in dematerialised form
									No of Voting Rights					As a % of total Shares held (b)	As a % of total Shares held (b)	As a % of total Shares held (b)		
									Class eg: X	Class eg: Y	Total							
																	(X)	
(e) Any Other (Specify)	(i)	(ii)	(iii)	(iv)	(v)	(vi)	(vii) = (iv)+(v)+(vi)	(viii) As a % of (A+B+C2)	(ix)			(x)	(xi) = (vii)+(x) As a % of (A+B+C2)	(xii)	(xiii)	(xiv)		
Trusts			829	16984761	0	0	16984761	26.1578	0	0	0	0	0.0000	0	0.0000	0	0.0000	16329046
Hindu Undivided Family			241	536560	0	0	536560	0.8263	0	0	0	0	0.0000	0	0.0000	0	0.0000	536350
Non Resident Indians (Non Repat)			25	96197	0	0	96197	0.1482	0	0	0	0	0.0000	0	0.0000	0	0.0000	96197
Non Resident Indians (Repat)			70	6046583	0	0	6046583	9.3122	0	0	0	0	0.0000	0	0.0000	0	0.0000	6044883
Vandana Ramesh Sitali		BGOPS1750E		5899748	0	0	5899748	9.0861	0	0	0	0	0.0000	0	0.0000	0	0.0000	5899748
Individuals / Hindu Undivided Family			0	0	0	0	0	0.0000	0	0	0	0	0.0000	0	0.0000	0	0.0000	0
Overseas Bodies Corporates			4	410	0	0	410	0.0006	0	0	0	0	0.0000	0	0.0000	0	0.0000	0
Clearing Member			205	452241	0	0	452241	0.6965	0	0	0	0	0.0000	0	0.0000	0	0.0000	452241
Bodies Corporate			283	9852170	0	0	9852170	15.1731	0	0	0	0	0.0000	0	0.0000	0	0.0000	9198775
Vibhuti Investments Company Ltd		AAACV1258N		3178331	0	0	3178331	4.8949	0	0	0	0	0.0000	0	0.0000	0	0.0000	3178331
D G P Securities Limited		AABCS4946F		1805000	0	0	1805000	2.7798	0	0	0	0	0.0000	0	0.0000	0	0.0000	1805000
EduMatrix Services (India) Pvt. Ltd.		AADCMD498A		1491475	0	0	1491475	2.2970	0	0	0	0	0.0000	0	0.0000	0	0.0000	1491475
Sub Total (B)(3)			13475	27326132	0	0	27326132	42.0844	0	0	0	0	0.0000	0	0.0000	0	0.0000	25055410
Total Public Shareholding (B) = (B)(3)+(B)(2)+(B)(3)			13502	27431800	0	0	27431800	42.2471	0	0	0	0	0.0000	0	0.0000	0	0.0000	25127476

Details of the shareholders acting as persons in Concert including their Shareholding (No. and %):


Details of Shares which remain unclaimed may be given here along with details such as number of shareholders, outstanding shares held in demat/unclaimed suspense account, voting rights which are frozen etc.

Note:

(1) PAN would not be displayed on website of Stock Exchange(s).

(2) The above format needs to be disclosed along with the name of following persons: Institutions/Non Institutions holding more than 1% of total number of shares

(3) W.r.t. the information pertaining to Depository Receipts, the same may be disclosed in the respective columns to the extent information available and the balance to be disclosed as held by custodian.



**Windsor Machines Limited**

**Table IV - Statement showing shareholding pattern of the Non Promoter- Non Public shareholder**

Category	Category & Name of shareholders	PAN shareholders	Nos of fully paid up equity shares held	No. of Partly paid-up equity shares held	No. of shares underlying Depository Receipts	Total nos. shares held	Shareholding as a % of total no. of shares (calculated as per SCRR, 1957)	Number of Voting Rights held in each class of securities			No. of Shares Underlying Outstanding convertible securities (including Warrants)	Shareholding, as a % assuming full conversion of convertible securities ( as a percentage of diluted share capital)	Number of Locked in shares		Number of Shares pledged or otherwise encumbered		Number of equity shares held in dematerialised form
								No of Voting Rights		Total as a % of (A+B+C)			No. (a)	As a % of total Shares held(b)	No. (a)	As a % of total Shares held(b)	
								Class eg: X	Class eg: Y								
								(IX)	(X)	(XI)= (VII)+(X) As a % of (A+B+C2)			(XII)	(XIII)	(XIV)		
1	Custodian/DR Holder Employee Benefit Trust (under SEBI (Share based Employee Benefit Regulations, 2014)	(ii)	(iii)	(iv)	(v)	(vii) = (iv)+(v)+(vi)	(viii) As a % of (A+B+C2)	(ix)	(x)	(xi)= (vii)+(x) As a % of (A+B+C2)	(xii)	(xiii)	(xiv)	0	0	0	0
2	Total Non-Promoter- Non Public Shareholding (C)= (C1)+(C2)	0	0	0	0	0	0.0000	0	0	0.0000	0	0	0	0	0	0	0

Note:

- (1) PAN would not be displayed on website of Stock Exchange(s).
- (2) The above format needs to disclose name of all holders holding more than 1% of total number of shares
- (3) W.r.t. the information pertaining to Depository Receipts, the same may be disclosed in the respective columns to the extent information available

