


I(a) Statement Shareholding Pattern			
Name of the Company : Windsor Machines Limited			
Script Code: BSE-522029, NSE- WINDMACHIN		Class of Security: Equity	
AS ON: March 31, 2015			
Partly Paid-up shares	No. of Partly Paid-up shares	As a % of total no. of Partly paid-up shares	As a % of total no. of shares of the Company
Held by promoter/Promoter group	0	0	0
Held by public	0	0	0
Total	0	0	0
Outstanding convertible securities	No. of Outstanding securities	As a % of total No. of Outstanding convertible securities	As a % of total No. of shares of the company, assuming full conversion of the convertible securities
Held by promoter/Promoter group	0	0	0
Held by Public	0	0	0
Total	0	0	0
Warrants	No. of Warrants	As a % of total no. of warrants	As a % of total No. of shares of the company, assuming full conversion of the convertible securities
Held by promoter/Promoter group	0	0	0
Held by Public	0	0	0
Total	0	0	0
Total paid-up capital of the company, assuming full conversion of warrants and convertible securities	64931800		




Windsor Machines Limited								
Category code	Category of Shareholder	Number of Shareholders	Total number of Shares	Number of Shares held in dematerialized form	Total Shareholding as a percentage of total number of shares		Shares pledged(or otherwise encumbered)	
					As a percentage of (A+B) (VI)	As a percentage of (A+B+C) (VII)	Number of shares (VIII)	As a percentage (IX) = (VIII)/(IV)*100
(I)	(II)	(III)	(IV)	(V)	(VI)	(VII)	(VIII)	(IX)
(A)	PROMOTER AND PROMOTER GROUP							
[1]	INDIAN							
	ANY OTHERS	0	0	0	0	0	0	0
	INDIVIDUALS / HINDU UNDIVIDED FAMILY	0	0	0	0	0	0	0
	CENTRAL GOVERNMENT / STATE GOVERNMENT(S)	0	0	0	0	0	0	0
	BODIES CORPORATE	2	37500000	37500000	57.75	57.75	19479539	51.95
	FINANCIAL INSTITUTIONS / BANKS	0	0	0	0	0	0	0
	ANY OTHER (SPECIFY)	0	0	0	0	0	0	0
	Sub Total	2	37500000	37500000	57.75	57.75	19479539	51.95
[2]	FOREIGN							
	INDIVIDUALS (NON-RESIDENT INDIVIDUALS / FOREIGN INDIVIDUALS)	0	0	0	0	0	0	0
	BODIES CORPORATE	0	0	0	0	0	0	0
	FINANCIAL INSTITUTIONS / BANKS	0	0	0	0	0	0	0
	Sub Total	0	0	0	0	0	0	0
	Total (A)	2	37500000	37500000	57.75	57.75	19479539	51.95
(B)	PUBLIC SHAREHOLDING							
[1]	INSTITUTIONS							
	MUTUAL FUNDS / UTI	9	16066	9066	0.02	0.02	0	0
	FINANCIAL INSTITUTIONS / BANKS	16	80202	63200	0.12	0.12	0	0
	CENTRAL GOVERNMENT / STATE GOVERNMENT(S)	0	0	0	0	0	0	0
	VENTURE CAPITAL FUNDS	0	0	0	0	0	0	0
	INSURANCE COMPANIES	0	0	0	0	0	0	0
	FOREIGN INSTITUTIONAL INVESTORS	3	9600	0	0.01	0.01	0	0
	FOREIGN VENTURE CAPITAL INVESTORS	0	0	0	0	0	0	0
	QUALIFIED FORE. INVESTOR-CORPORATE	0	0	0	0	0	0	0
	QUALIFIED FORE. INVESTOR-IND	0	0	0	0	0	0	0
	Sub Total	28	105868	72266	0.16	0.16	0	0
[2]	NON-INSTITUTIONS							
	BODIES CORPORATE	237	9787516	9134121	15.07	15.07	0	0
	INDIVIDUAL SHAREHOLDERS HOLDING NOMINAL SHARE CAPITAL UPTO RS. 1 LAKH	11602	8464002	6716427	13.04	13.04	970	0.01
	INDIVIDUAL SHAREHOLDERS HOLDING NOMINAL SHARE CAPITAL IN EXCESS OF RS. 1 LAKH	17	2500009	2500009	3.85	3.85	0	0
	QUALIFIED FORE. INVESTOR-CORPORATE	0	0	0	0	0	0	0
	QUALIFIED FORE. INVESTOR-IND	0	0	0	0	0	0	0
	CLEARING MEMBER	66	152995	152995	0.24	0.24	0	0
	FOREIGN PORTFOLIO INVESTOR (CORPORATE)	0	0	0	0	0	0	0
	FOREIGN PORTFOLIO INVESTOR (INDIVIDUAL)	0	0	0	0	0	0	0
	MARKET MAKER	0	0	0	0	0	0	0
	OFFICE BEARERS	0	0	0	0	0	0	0
	FOREIGN NATIONALS	0	0	0	0	0	0	0
	NON RESIDENT INDIANS (REPAT)	50	5998633	5996933	9.24	9.24	0	0
	NON RESIDENT INDIANS (NON REPAT)	20	114870	114870	0.18	0.18	0	0
	FOREIGN COMPANIES	0	0	0	0	0	0	0
	OVERSEAS BODIES CORPORATES	4	410	0	0	0	0	0
	DIRECTORS / RELATIVES	0	0	0	0	0	0	0
	GROUP COMPANIES	0	0	0	0	0	0	0
	GOVT. NOMINEES	0	0	0	0	0	0	0
	NOTIFIED PERSONS	0	0	0	0	0	0	0
	OTHER SHROFF COMPANIES	0	0	0	0	0	0	0
	OTHER SHROFF FAMILY	0	0	0	0	0	0	0
	OTHER SHROFF FAMILY (NRI)	0	0	0	0	0	0	0
	SUBSIDIARY COMPANIES	0	0	0	0	0	0	0
	SHROFF PLEDGE	0	0	0	0	0	0	0
	FOREIGN DIRECTORS	0	0	0	0	0	0	0
	PARTNERSHIP FIRM	0	0	0	0	0	0	0
	PROPRIETARY FIRM	0	0	0	0	0	0	0
	OTHER DIRECTORS	0	0	0	0	0	0	0
	ESCROW ACCOUNT	0	0	0	0	0	0	0
	FOREFIETED SHARES	0	0	0	0	0	0	0
	FREINDS & ASSOCIATES	0	0	0	0	0	0	0
	HOLDING COMPANY	0	0	0	0	0	0	0
	HINDU UNDIVIDED FAMILY	73	306897	306687	0.47	0.47	0	0
	TRUSTS	1	600	600	0	0	0	0
	Sub Total	12070	27325932	24922642	42.08	42.08	970	0
	Total (B)	12098	27431800	24994908	42.25	42.25	970	0
	Total (A)+(B)	12100	64931800	62494908	100	100	19480509	30
(C)	SHARES HELD BY CUSTODIANS AND AGAINST WHICH DEPOSITORY RECEIPTS HAVE BEEN ISSUED							
	SHARES HELD BY CUSTODIANS	0	0	0	0	0	0	0
	Sub Total	0	0	0	0	0	0	0
	Total (C)	0	0	0	0	0	0	0
	Total (A)+(B)+(C)	12100	64931800	62494908	100	100	19480509	30

Windsor Machines Limited

(I)(b) STATEMENT SHOWING HOLDING OF SECURITIES (INCLUDING SHARES, WARRANTS, CONVERTIBLE SECURITIES) OF

Sr. No.	NAME OF THE SHAREHOLDER	NO. OF SHARES HELD	TOTAL SHARES HELD AS a % of GRAND TOTAL (A)+(B)+(C) (IV)	PERSONS BELONGING TO THE CATEGORY PROMOTER AND PROMOTER GROUP		ENCUMBERED SHARES		AS A PERCENTAGE (VI)=(V)/(III)*100	ENCUMBERED SHARES		AS A % OF GRAND TOTAL (A)+(B)+(C) OF SUB-CLAUSE (a) (VII)	PAN	Number of warrants held (VIII)	As a % total number of warrants of the same class (IX)	Number of securities held (X)	As a % total number of convertible securities of the same class (XI)	Total shares (including shares assuming full conversion of warrants and convertible securities) as a % of diluted share capital (XII)
				ENCUMBERED SHARES	ENCUMBERED SHARES	ENCUMBERED SHARES	ENCUMBERED SHARES										
(I)	(II)	(III)	(IV)	(V)	(VI)	(VII)	(VIII)	(IX)	(X)	(XI)	(XII)						
1	CASTLE EQUIPMENTS PRIVATE LIMITED	35000000	53.9027	19479539	0	55.6558	0	51.9454	30	AADCC6833H	0	AADCG4879A					
2	GHODBUNDER DEVELOPERS PRIVATE LIMITED	25000000	3.8502	19479539	0	51.9454	30										
		Total : 37500000		577529													



Windsor Machines Limited

(1)(C)(i) STATEMENT SHOWING HOLDING OF SECURITIES (INCLUDING SHARES, WARRANTS, CONVERTIBLE SECURITIES) OF PERSONS BELONGING TO THE CATEGORY PUBLIC AND HOLDING MORE THAN 1% OF THE TOTAL NUMBER OF SHARES									
SR. NO.	NAME(S) OF THE SHAREHOLDER	NUMBER OF SHARES HELD	SHARES AS A PERCENTAGE OF TOTAL NUMBER OF SHARES (i.e. GRAND TOTAL (A)+(B)+(C) INDICATED IN STATEMENT AT PARA (1)(a) ABOVE)	PAN	NUMBER OF WARRANTS HELD	AS A % TOTAL NUMBER OF WARRANTS OF THE SAME CLASS	NUMBER OF CONVERTIBLE SECURITIES HELD	% W .R.T TOTAL NUMBER OF CONVERTIBLE SECURITIES OF THE SAME CLASS	TOTAL SHARES (INCLUDING UNDERLYING SHARES ASSUMING FULL CONVERSION OF WARRANTS AND CONVERTIBLE SECURITIES) AS A % OF DILUTED SHARE CAPITAL
1	VANDANA RAMESH SITLANI	5899748		BGOPSI750E					
2	VIBHUTI INVESTMENTS COMPANY LTD	3178331		AAACV1258N					
3	D G P SECURITIES LIMITED	1805000		AABCS4946E					
4	EDUMATRIX SERVICES (INDIA) PVT. LTD.	1215658		AADCMM0498A					
Total :		12098737							18.633

Windsor Machines Limited

(N)(D) STATEMENT SHOWING HOLDING OF SECURITIES (INCLUDING SHARES, WARRANTS, CONVERTIBLE SECURITIES) OF PERSONS (TOGETHER WITH PAC) BELONGING TO THE CATEGORY PUBLIC AND HOLDING MORE THAN 5% OF THE TOTAL NUMBER OF SHARES OF THE COMPANY									
SR NO.	NAME(S) OF THE SHAREHOLDER(S) AND THE PERSONS ACTING IN CONCERT(PAC) WITH THEM	NUMBER OF SHARES	SHARES AS A PERCENTAGE OF TOTAL NUMBER OF SHARES (i.e. GRAND TOTAL (A)+(B)+(C) INDICATED IN STATEMENT AT PARA (1)(a) ABOVE)	PAN	NUMBER OF WARRANTS HELD	AS A % TOTAL NUMBER OF WARRANTS OF THE SAME CLASS	NUMBER OF CONVERTIBLE SECURITIES HELD	% W. R. T. TOTAL NUMBER OF CONVERTIBLE SECURITIES OF THE SAME CLASS	TOTAL SHARES (INCLUDING UNDELTUNG SHARES ASSUMING FULL CONVERSION OF WARRANTS AND CONVERTIBLE SECURITIES) AS A % OF DILUTED SHARE CAPITAL
1	VANDANA RAMESH SILLANI	5899748	9.0861	MGDPS1750E					
	Total :	5899748	9.0861						



Windsor Machines Limited

I (d) STATEMENT SHOWING DETAILS OF LOCKED - IN SHARES


St. No.	NAME OF SHAREHOLDER	NUMBER OF LOCKED-IN SHARES	LOCKED-IN SHARES AS A (%)PERCENTAGE OF TOTAL NUMBER OF SHARES {i.e., GRAND TOTAL (A)+(B)+(C) INDICATED IN STATEMENT AT PARA (D)(a) ABOVE }	Promotor/Promotor Group/Public
	Total :	0	0	

8

Windsor Machines Limited

II (a) STATEMENT SHOWING DETAILS OF DEPOSITORY RECEIPTS(DRS)

Sr.No.	NAME OF THE DR HOLDER	NUMBER OF SHARES UNDERLYING OUTSTANDING DRs	SHARES UNDERLYING OUTSTANDING DRs AS A PERCENTAGE OF TOTAL NUMBER OF SHARES {i.e., GRAND TOTAL (A)+(B)+(C) INDICATED IN STATEMENT AT PARA(I)(a)ABOVE }
	Total :	0	0



Windsor Machines Limited

II (b) STATEMENT SHOWING HOLDING OF DEPOSITORY RECEIPTS (DRs), WHERE UNDERLYING SHARES ARE
IN EXCESS OF 1% OF THE TOTAL NUMBER OF SHARES

St. No.	NAME OF THE DR HOLDER	TYPE OF OUTSTANDING DR(ADRs, GDRs, SDRs, etc.)	NUMBER OF SHARES UNDERLYING	SHARES UNDERLYING OUTSTANDING DRs AS A PERCENTAGE OF TOTAL NUMBER OF SHARES {i.e., GRAND TOTAL (A)+(B)+(C) INDICATED IN STATEMENT
Total :				0

8