



(l) (a) Statement showing Shareholding Pattern

Name of the Company: WINDSOR MACHINES LIMITED			
Scrip Code, Name of the scrip, class of security:		BSE - 522029 ; NSE - WINDMACHIN ; Equity	
Quarter ended: September 30, 2014			
Partly paid-up shares:-	No. of partly paid-up shares	As a % of total no. of partly paid-up shares	As a % of total no. of shares of the company
Held by Promoter / Promoter Group	0		0
Held by public	0		0
Total	0		0
Outstanding convertible securities:-	No. of outstanding securities	As a % of total No. of outstanding convertible securities	As a % of total no. of shares of the company, assuming full conversion of the convertible securities
Held by Promoter / Promoter Group	0		0
Held by public	0		0
Total	0		0
Warrants:-	No. of warrants	As a % of total no. of warrants	As a % of total no. of shares of the company, assuming full conversion of warrants
Held by Promoter / Promoter Group	0		0
Held by public	0		0
Total	0		0
Total paid-up capital of the company assuming full conversion of warrants and convertible securities		64931800	



Category Code	Category of shareholder	Number of shareholders	Total number of shares	Number of shares held in dematerialised form	Total shareholding as a percentage of total number of shares		Shares pledged or otherwise encumbered	
					As a percentage of (A+B) (VI)	As a percentage of (A+B+C) (VII)	Number of shares (VIII)	As a percentage (IX) = (VIII)/(IV)*100
(I)	(II)	(III)	(IV)	(V)	(VI)	(VII)	(VIII)	(IX)
(A)	Promoter and Promoter Group							
1	Indian							
(a)	Individuals/Hindu Undivided Family							
(b)	Central Government/State Government(s)	0	0	0				
(c)	Bodies Corporate	2	3750000	3750000	57.7529	57.7529	19479539	51.9454
(d)	Financial Institutions / Banks	0	0	0				
(e)	Any Other (specify)	0	0	0				
	Sub Total (A)(1)	2	3750000	3750000	57.7529	57.7529	19479539	51.9454
2	Foreign							
(a)	Individuals (Non-Resident Individuals/ Foreign Individuals)	0	0	0				
(b)	Bodies Corporate	0	0	0				
(c)	Institutions	0	0	0				
(d)	Qualified Foreign Investors	0	0	0				
(e)	Any Other (specify)	0	0	0				
	Sub Total (A)(2)	0	0	0				
	Total Shareholding of Promoter and Promoter Group (A)=(A)(1)+(A)(2)	2	3750000	3750000	57.7529	57.7529	19479539	51.9454
(B)	Public shareholding							
1	Institutions							
(a)	Mutual Funds/UTI	9	16066	9066	0.0247	0.0247	-	-
(b)	Financial Institutions / Banks	16	80202	63200	0.1235	0.1235	-	-
(c)	Central Government/State Government(s)	0	0	0			-	-
(d)	Venture Capital Funds	0	0	0			-	-
(e)	Insurance Companies	0	0	0			-	-
(f)	Foreign Institutional Investors	3	9600	0	0.0148	0.0148	-	-
(g)	Foreign Venture Capital Investors	0	0	0			-	-
(h)	Qualified Foreign Investors	0	0	0			-	-
(i)	Any Other (specify)	0	0	0			-	-
	Sub Total (B) (1)	28	105868	72266	0.1630	0.1630		
2	Non-institutions							
(a)	Bodies Corporate	261	7208477	6555082	11.1016	11.1016	-	-
(b) (i)	Individuals - shareholders holding nominal share capital up to Rs 1 Lakh	11715	8529593	6748652	13.1362	13.1362	-	-
(ii)	Individual shareholders holding nominal share capital in excess of Rs. 1 Lakh	16	5023106	5023106	7.7360	7.7360	-	-




Category code (I)	Category of shareholder (II)	Number of shareholders (III)	Total number of shares (IV)	Number of shares held in dematerialised form (V)	Total shareholding as a percentage of total number of shares		Shares pledged or otherwise encumbered	
					As a percentage of (A+B) (VI)	As a percentage of (A+B+C) (VII)	Number of shares (VIII)	As a percentage (IX) = (VIII)/(IV)*100
(c)	Qualified Foreign Investors	0	0	0			-	-
(d)	Any Other							
i	Non Resident Indians (Repat)	51	5999335	5997635	9.2394	9.2394	-	-
ii	Non Resident Indians (Non Repat)	20	114800	114800	0.1768	0.1768	-	-
iii	Overseas Bodies Corporates	4	410	0	0.0006	0.0006	-	-
iv	Clearing Member	79	142404	142404	0.2193	0.2193	-	-
v	Hindu Undivided Family	78	307207	306997	0.4731	0.4731	-	-
vi	Trusts	1	600	600	0.0009	0.0009	-	-
	Sub Total (B)(2)	12225	27325932	24889276	42.0841	42.0841	0	0.0000
	Total Public Shareholding Public Group (B)=(B)(1)+(B)(2)	12253	27431800	24961542	42.2471	42.2471	0	0.0000
	Total (A)+(B)	12255	64931800	62461542	100.0000	100.0000		
(C)	Shares held by custodians and against which Depository Receipts have been issued							
i	Promoter and Promoter group	0	0	0				0
ii	Public	0	0	0				0
	Sub Total (C)	0	0	0	0	0	0	0
	GRAND TOTAL (A)+(B)+(C)	12255	64931800	62461542	100.0000	100.0000	19479539	30.0000




(f)(b) Statement showing holding of securities (including shares, warrants, convertible securities) of persons belonging to the category "Promoter and Promoter Group"

Sr. No.	Name of the shareholder	Details of Shares held		Encumbered shares			Details of warrants		Details of convertible securities		Total shares (including underlying shares assuming full conversion of warrants and convertible securities) as a % of diluted share capital
		Number of shares held	As a % of grand total (A)+(B)+(C)	No.	As a percentage	As a % of grand total (A)+(B)+(C) of sub-clause (f)(a)	Number of warrants held	As a % total number of warrants of the same class	Number of convertible securities held	As a % total number of convertible securities of the same class	
(i)	(ii)	(iii)	(iv)	(v)	(vi)=(v)/(iii)*100	(vii)	(viii)	(ix)	(x)	(xi)	(xii)
1	CASTLE EQUIPMENTS PRIVATE LIMITED (AADCC6833H)	35000000	53.9027	19479539	55.6558	30.00					
2	GHODBUNDER DEVELOPERS PRIVATE LIMITED (AADCG4870A)	2500000	3.8502	0	0.00	0.00					
TOTAL		37500000	57.75	19479539	51.95	30.00					




(f)(c)(i) Statement showing holding of securities (including shares, warrants, convertible securities) of persons belonging to the category "Public" and holding more than 1% of the total number of shares

Sr. No.	Name of the shareholder	Number of shares held	Shares as a percentage of total number of shares i.e., Grand Total (A)+(B)+(C) indicated in Statement at para (f)(c) above	Details of warrants		Details of convertible securities		Total shares (including underlying shares assuming full conversion of warrants and convertible securities) as a % of diluted share capital
				Number of warrants held	As a % total number of warrants of the same class	Number of convertible securities held	% w.r.t total number of convertible securities of the same class	
1	VANDANA RAMESH SITLANI (BGOPS1750E)	5899748	9.0861					
2	DILIP G FIRMAL (AEAPP7149H)	3115000	4.7973					
3	VIBHUTI INVESTMENTS COMPANY LTD. (AAACV1258N)	1662100	2.5598					
4	EDUMATRIX SERVICES (INDIA) PVT. LTD. (AADCM0498A)	1139169	1.7544					
5	D G P SECURITIES LIMITED (AARCS4946F)	680000	1.0473					
	TOTAL	12496017	19.24					



(f)(c)(ii) Statement showing holding of securities (including shares, warrants, convertible securities) of persons belonging to the category "Public" and holding more than 5% of the total number of shares

Sr. No.	Name of the shareholder	Number of shares held	Shares as a percentage of total number of shares i.e., Grand Total (A)+(B)+(C) indicated in Statement at para (f)(c) above	Details of warrants		Details of convertible securities		Total shares (including underlying shares assuming full conversion of warrants and convertible securities) as a % of diluted share capital
				Number of warrants held	As a % total number of warrants of the same class	Number of convertible securities held	% w.r.t total number of convertible securities of the same class	
1	VANDANA RAMESH SITLANI (BGOPS1750E)	5899748	9.09					
	TOTAL	5899748	9.09					



(I)(d) Statement showing details of locked-in shares

Sr. No.	Name of the shareholder	Number of Locked in Shares	Locked-in shares as a percentage of total number of shares [i.e., Grand Total (A)+(B)+(C) indicated in Statement at para (I)(a) above]			Promoter/Promoter Group/Public
1	NIL	NIL				



(II)(a) Statement showing details of Depository Receipts (DRs)				
Sr. No.	Type of outstanding DR (ADRs, GDRs, SDRs, etc.)	Number of outstanding DRs	Number of shares underlying outstanding DRs	Shares underlying outstanding DRs as a percentage of total number of shares [i.e., Grand Total (A)+(B)+(C) indicated in Statement at para (I)(a) above]
1	NIL	NIL	NIL	NIL
	TOTAL	NIL	NIL	NIL



(II) (b) Statement showing holding of Depository Receipts (DRs), where underlying shares held by "Promoter/ Promoter Group" are in excess of 1% of the total number of shares

Sr. No.	Name of the DR Holder	Type of outstanding DR (ADRs, GDRs, SDRs, etc.)	Number of shares underlying outstanding DRs	Shares underlying outstanding DRs as a percentage of total number of shares [i.e., Grand Total (A)+(B)+(C) indicated in Statement at para (I)(a) above]
1	NIL	NIL	NIL	NIL
TOTAL		NIL	NIL	NIL

